













MOTORIZATION FOR AWNING & EXTERIOR SHADES



CODE	DESCRIPTION	PACKING
MOT-M45-10EL30L	Electronic motor 45mm. 110V AC 50/60 Hz, 10Nm, 30rpm 6 Ft. (1.83 m) Cable	Set
MOT-M45-20EL30	Electronic motor 45mm. 110V AC 50/60 Hz, 20Nm, 30rpm 12 Ft. (3.65 m) Cablewith USA Electrical Plug BOTH OF THEM WITH 6 ELECTRONIC LIMIT SWITCH	Set
 <p>Accessories Included:</p>  <p>MAXIMUM WEIGHT MOTOR MOT-M45-10EL30 88 Lb. (40 Kg) MOT-M45-20EL30 176 Lb. (80 Kg) ** 5 years warranty on the motor and 3 years on the transmitter</p>		
CODE	DESCRIPTION	PACKING
MOT-M45-50/12-ME	Tubular Electronic Motor with override for Out Door 45mm- 50Nm./ 12Rpm. 3.28" (1m) cable NEW	Set
  		

CODE	DESCRIPTION	PACKING
MOT-M45-100/12-ME	Tubular Electronic Motor with override for Out Door 45mm- 100Nm./ 12Rpm. 1m cable ONLY FOR AWNINGS NEW   	Set
MOT-SENSOR 	RADIO WIND/ LIGHT & RAIN SENSOR FOR AWNINGS AND OUT DOOR BLINDS POWERED BY SOLAR PANEL	Pc







REMOTE CONTROLS

CODE	DESCRIPTION	PACKING
MOT-AC-126 	Crystal Type Double Channel Emitter WHITE	Pc
MOT-AC-5096 	Wireless Radio Emitter 6 Channel WHITE	Pc
MOT-AC-1356 	Channel Wall Type Remote Control Emitter 6 Channel WHITE	Pc
MOT-RC-01 MOT-RC-02 MOT-RC-06 MOT-RC-016 	Transmitter 1 Channel WHITE Transmitter 2 Channel WHITE Transmitter 6 Channel WHITE Transmitter 16 Channel WHITE	Pc Pc Pc Pc
MOT-RC-21301W MOT-RC-21302W MOT-RC-21306W MOT-RC-21316W 	The Luxe Transmitter 1 Channel WHITE LAQUER The Luxe Transmitter 2 Channel WHITE LAQUER The Luxe Transmitter 6 Channel WHITE LAQUER The Luxe Transmitter 16 Channel WHITE LAQUER	Pc Pc Pc
MOT-RC-21306 MOT-RC-21316 	The Luxe Transmitter 6 Channel BLACK LAQUER The Luxe Transmitter 16 Channel BLACK LAQUER	Pc Pc
MOT-AC407-1 	Signal Conversion Emitter	Pc.
MOT-HOMESMART 	Home Smart Link NEW	Pc.

GALVANIZED & ALUMIUM PROFILES FOR EXTERIORS

CODE	DESCRIPTION	PACKING
TUBE-ST-070 	Roller Tube 70 mm Galvanized Steel	1 Pc x 19.02 Ft 1 Pc x 5.8 m
TUBE-JOINT-070 	Roller Shades 70 mm Join Galvanized Steel	1 Pc x 23.75" 1 Pc x 60mm
TUBE-ST-078 	Roller Tube 78 mm Galvanized Steel	1 Pc x 19.02 Ft 1 Pc x 5.8 m
TUBE-JOINT-078 	Roller Shades 78 mm Join Galvanized Steel	1 Pc x 23.75" 1 Pc x 60mm
AL-TUBE-78 	Aluminum Tube 78 mm ** Available in 24 Ft (732 cm) & 12 Ft (366 cm)	1 Pc x 24 FT or 1 Pc x 12 FT 1 Pc x 7.32 m or 1 Pc x 3.66 m

ADAPTERS

CODE	DESCRIPTION	PACKING
<p>MOT-CROWN-70</p> 	<p>70 mm CROWN</p> <p>TO BE USED FOR THE 45 mm MOTOR 10 - 20 & 50 Nm. TO BE FIT ON THE 70 mm TUBE</p>	<p>Pc.</p>
<p>MOT-DRIVE-70</p> 	<p>70 mm DRIVE</p> <p>TO BE USED FOR THE 45 mm MOTOR 10 - 20 & 50 Nm. TO BE FIT ON THE 70 mm TUBE</p>	<p>Pc.</p>
<p>MOT-CROWN-78</p> 	<p>78 mm CROWN</p> <p>TO BE USED FOR THE 45 mm MOTOR 10 - 20 & 50 Nm. TO BE FIT ON THE 78 mm TUBE</p>	<p>Pc.</p>
<p>MOT-DRIVE-78</p> 	<p>78 mm DRIVER</p> <p>TO BE USED FOR THE 45 mm MOTOR 10 - 20 & 50 Nm. TO BE FIT ON THE 78 mm TUBE</p>	<p>Pc.</p>
<p>MOT-DRIVER-78N</p> 	<p>78 mm DRIVER</p> <p>TO BE USED W/NOISELESS MOTOR (MOT-M45-6QE28NL) TO BE FIT ON THE 78 mm TUBE</p>	<p>Pc.</p>
<p>MOT-CRDR-78</p> 	<p>78 mm CROWN & DRIVER Adapter OR 78MM</p> <p>TO BE USED FOR THE 45 mm MOTOR 100 Nm (MOT-M45-100/12-ME) TO BE FIT ON THE 78 mm TUBE</p>	<p>Pc.</p>